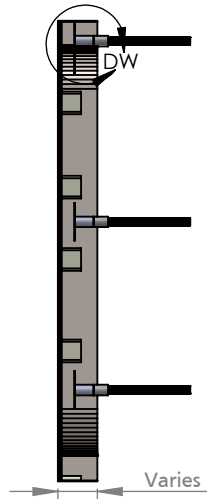
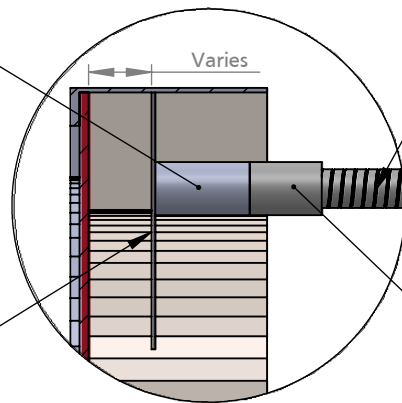


FRONT VIEW II SCALE 1:5



SECTION A-A II SCALE 1:5

Threaded stud boss welded to strap
Size varies (see table)



DETAIL DW II SCALE 1:1

Stainless steel mounting stud
Size varies (see table)

Optional spacer sleeve
(size varies)

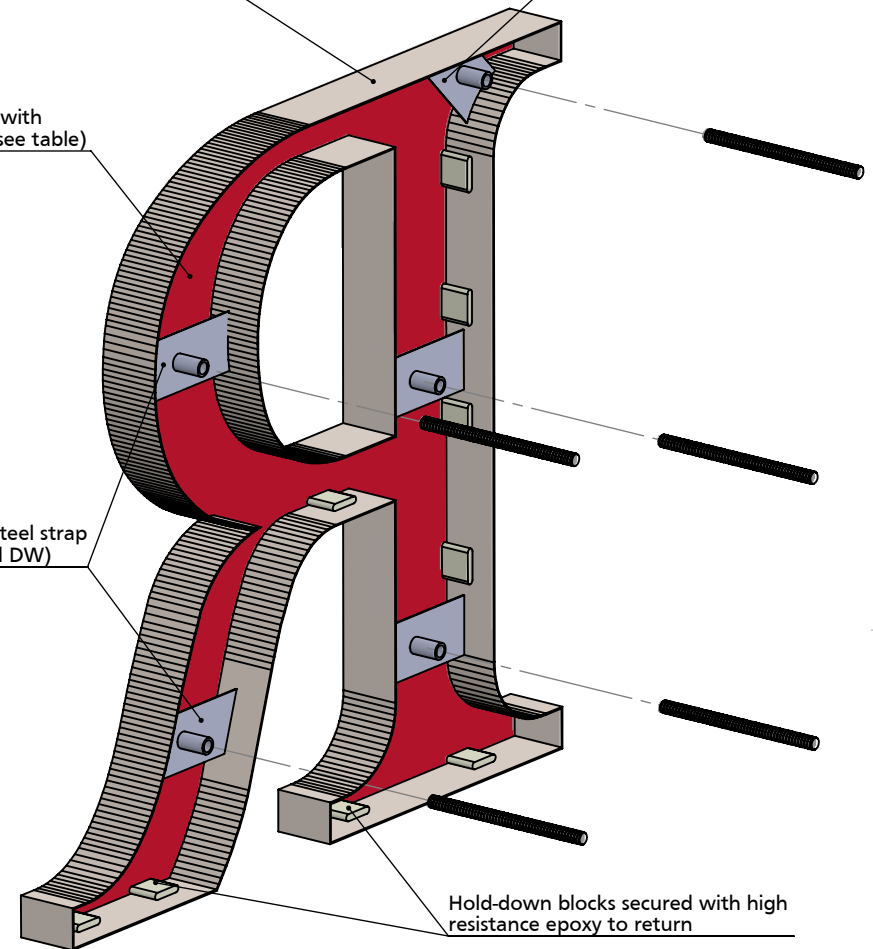
24 gauge return material - up to 24" high
22 gauge return material - over 24" high

Strap soldered to inside of return
(optional: recessed strap to face)

Face insert secured with hold-down blocks (see table)

Stainless steel strap
(see detail DW)

Hold-down blocks secured with high resistance epoxy to return



ISOMETRIC BACK VIEW II SCALE 1:3

MATERIAL OPTIONS

Standard - 304 prefinished stainless steel
Optional - 316 prefinished stainless steel
(more corrosion resistant)

- 304 prefinished stainless with titanium coating

LETTER SIZE	STUD BOSS
under 6"	6 - 32
6" to 24"	10 - 24
over 24"	1/4 - 20

INSERT OPTIONS	
Stainless steel	18-20 gauge up to 24" high
Acrylic	3/16" thick - up to 36" high



TITLE:

CUT OUT FACE WITH INSERT-NO BACK - STRAP MOUNT

MATERIAL:

STAINLESS STEEL

PRODUCT TYPE:

FABRICATED METAL

DWG NO. FABL40

REV 12/10/14

SCALE: AS INDICATED

SHEET 1 OF 1