
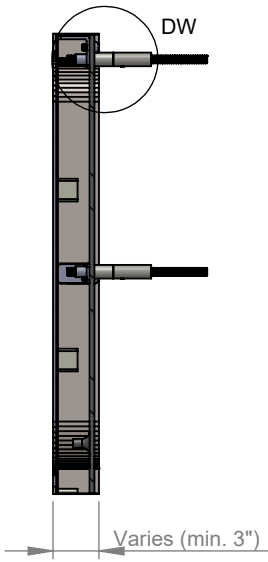


PRODUCT CONSTRUCTION EXAMPLE

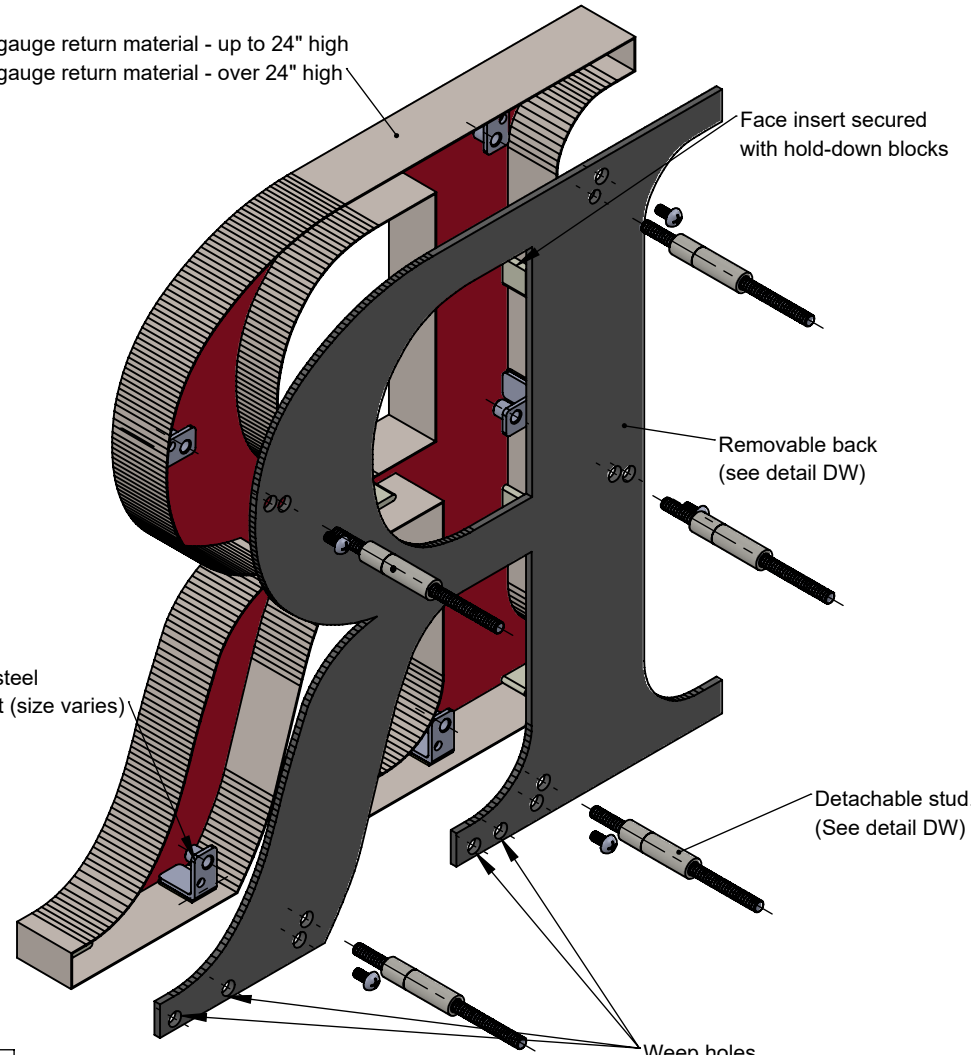


FRONT VIEW II SCALE 1:5



SECTION A-A II SCALE 1:5

24 gauge return material - up to 24" high
22 gauge return material - over 24" high



ISOMETRIC BACK VIEW II SCALE 1:3

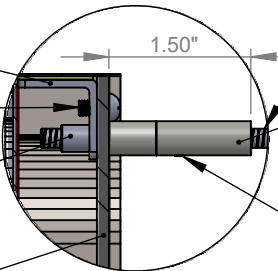
"L" bracket secured with high resistance epoxy to return

Back secured with stainless steel pan-head screw

Threaded stud boss size varies by bracket

Removable clear or light diffused Lexan or stainless steel back.

DETAIL DW II SCALE 1 : 2



Stainless steel Mounting Stud Size varies (see table)

Clear anodized aluminum detachable stud.

Set screw loosened with Allen wrench (wrench included)

Stainless steel "L" bracket (size varies)

BACK OPTIONS

- Clear Lexan: 6-12" high - 0.118 thick
- Light diffused Lexan: 0.177" thick
- Stainless steel - same gauge as face

INSERT OPTIONS	
Stainless steel	18-20 gauge up to 24" high
	16-18 gauge over 24" to 36" high
Acrylic	3/16" thick - up to 36" high

LETTER SIZE	MIN. DEPTH	STUD	BRACKET
up to 6"	0.6"	6 - 32	Small
over 6" to 24"	1.0"	10 - 24	Medium
over 24"	1.75"	1/4 - 20	Large

NOTES:

- Metal back - Pan-head screw slightly recessed.
- Lexan back - Flush stainless steel screw.

MATERIAL OPTIONS

- Standard - 304 prefinished stainless steel
- Optional - 316 prefinished stainless steel (more corrosion resistant)
- 304 prefinished stainless with titanium coating



TITLE:

CUT OUT FACE WITH INSERT - WITH BACK FOR LEDS - DETACHABLE STUD MOUNT

MATERIAL:

STAINLESS STEEL

PRODUCT TYPE:

FABRICATED METAL