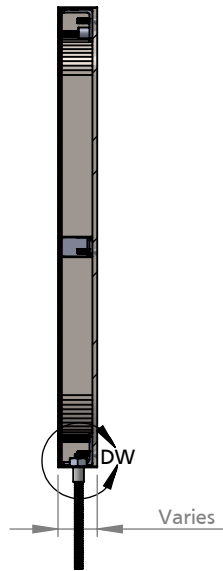
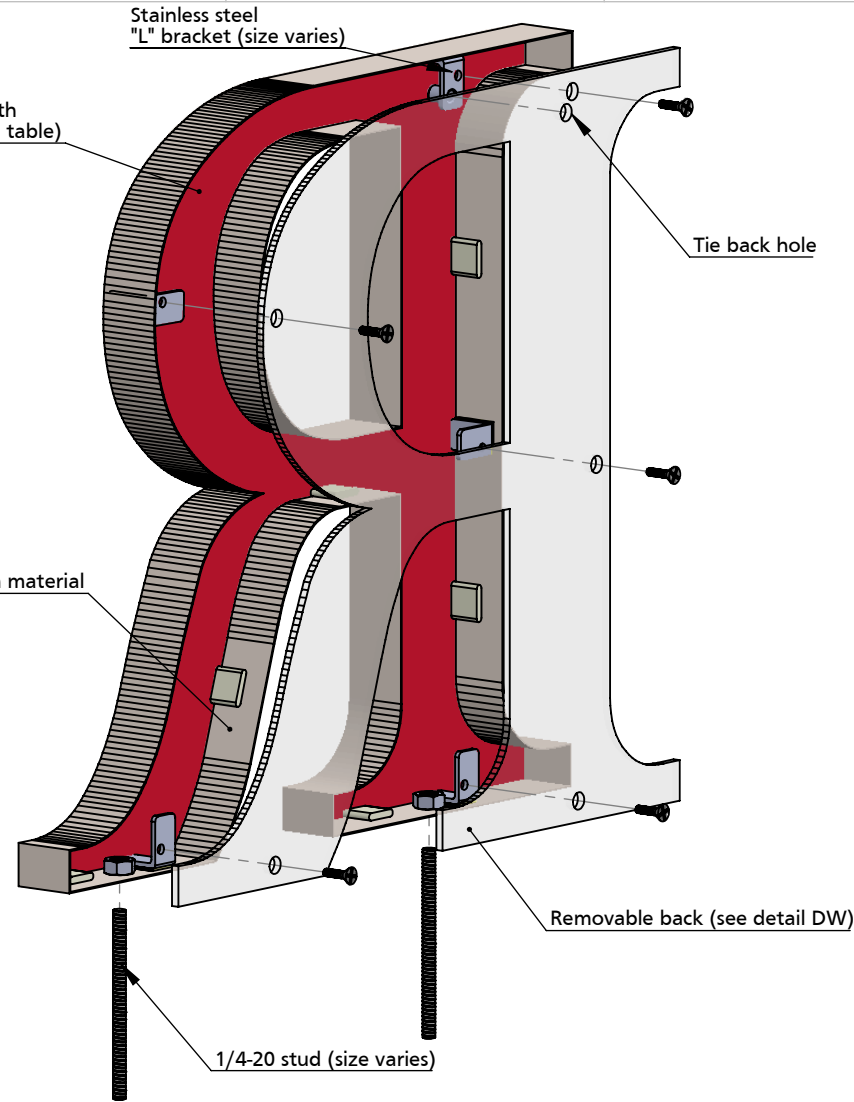


FRONT VIEW II SCALE 1:5



SECTION A-A II SCALE 1:5

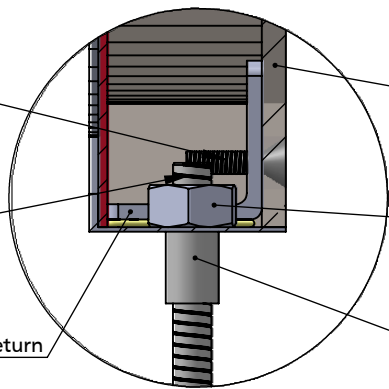


ISOMETRIC BACK VIEW II SCALE 1:3

Flush back secured with stainless steel screw

Stainless steel Mounting Stud Size varies (see table)

"L" bracket secured with high resistance epoxy to return



DETAIL DW II SCALE 1:1

Removable clear or light diffused Lexan or stainless steel back. Requires tie back with letters over 8" (not included)

Stainless steel Hex nut (size varies) Soldered to inside of return

Optional spacer sleeve (Size varies)

Removable back (see detail DW)

1/4-20 stud (size varies)

INSERT OPTIONS	
Stainless steel	18-20 gauge up to 24" high
	16-18 gauge over 24" to 36" high
Acrylic	3/16" thick - up to 36" high

MATERIAL OPTIONS
 Standard - 304 prefinished stainless steel
 Optional - 316 prefinished stainless steel (more corrosion resistant)
 - 304 prefinished stainless with titanium coating



BACK OPTIONS
 - Clear Lexan: 6-12" high - 0.118 thick.
 - Light diffused Lexan: 0.177" thick
 - Stainless steel - same gauge as face (optional: 1/8" thick metal back)

TITLE:

CUT OUT FACE WITH INSERT - BACK - BOTTOM STUD

MATERIAL:

STAINLESS STEEL

PRODUCT TYPE:

FABRICATED METAL