
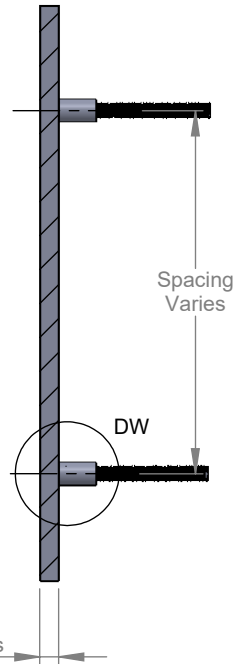


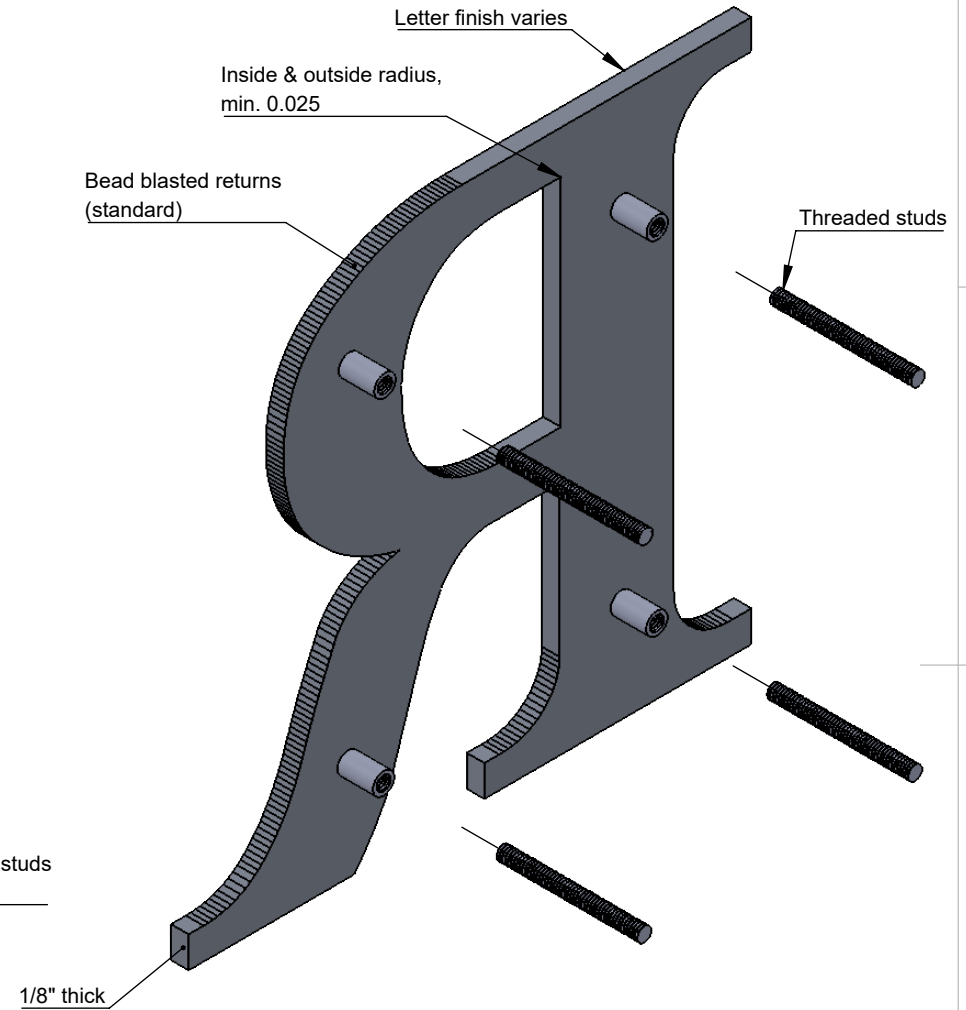
PRODUCT CONSTRUCTION EXAMPLE



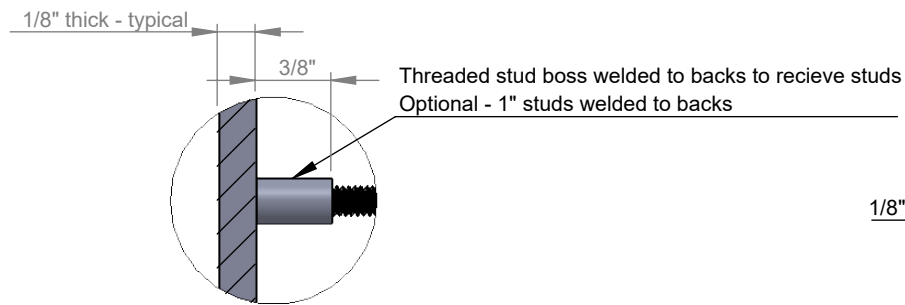
FRONT VIEW II SCALE 1:2



SECTION A-A II SCALE 1:2



ISOMETRIC BACK VIEW II SCALE 1:1.5



DETAIL DW II SCALE 1 : 1

NOTES:

- Multiple face finish options
- 6/32 or 10/24 welded stud boss or 1" studs
- Optional spacer for studs
- Min. 1/2" letter stroke
- Aluminum stud boss for aluminum letters
- Stainless steel for stainless letters, copper base boss on red metals
- Designed for use on 1/8" thick metal letters
- Letters or logos, standard or custom



TITLE: FLAT CUT METAL - WELDED STUD/BOSS MOUNT			
MATERIAL: METAL		PRODUCT TYPE: FLAT CUT METAL	
DWG NO. FTMT100	REV 10/25/16	SCALE: AS INDICATED	SHEET 1 OF 1