
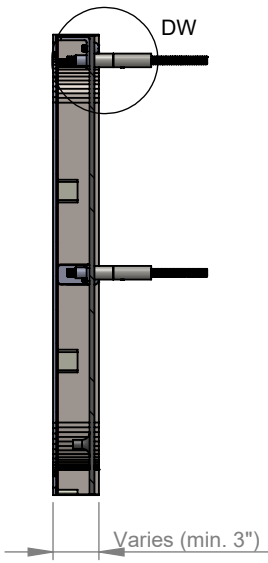


PRODUCT CONSTRUCTION EXAMPLE

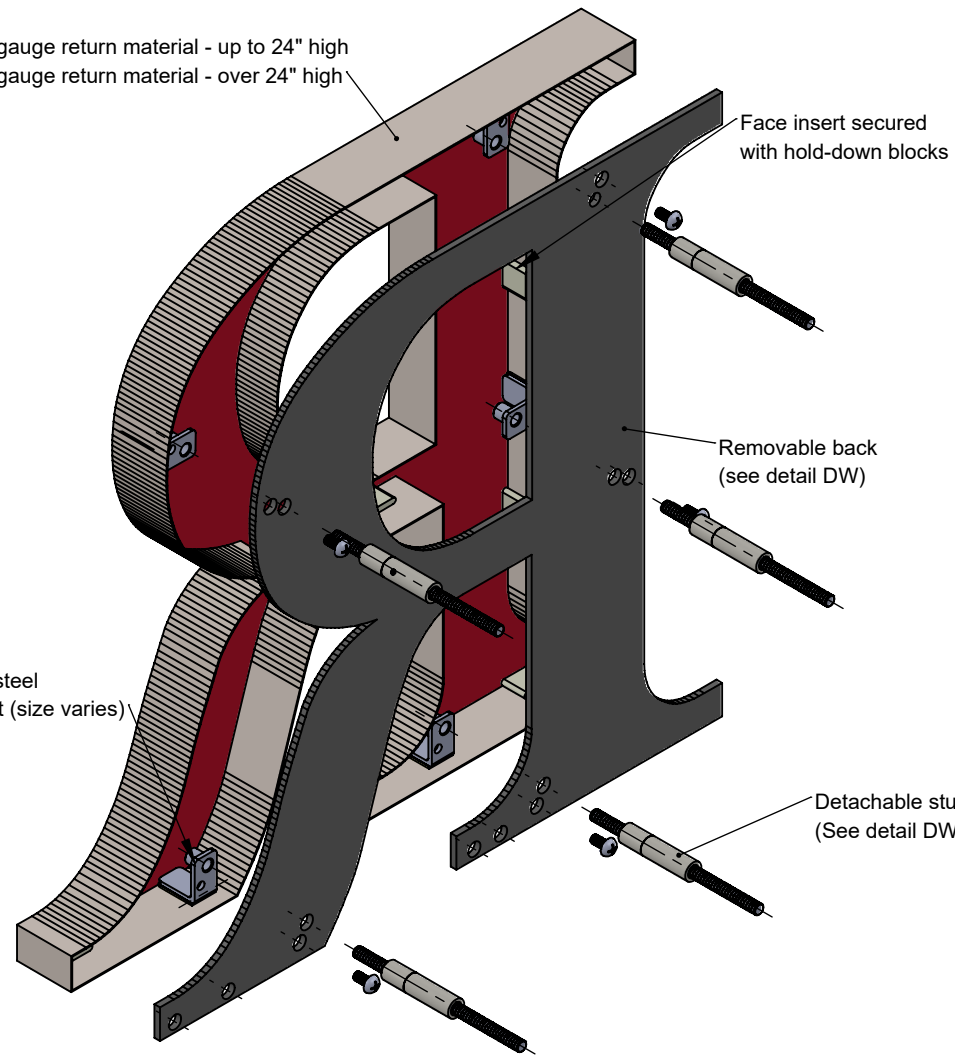


FRONT VIEW II SCALE 1:5



SECTION A-A II SCALE 1:5

24 gauge return material - up to 24" high
22 gauge return material - over 24" high



ISOMETRIC BACK VIEW II SCALE 1:3

BACK OPTIONS

- Clear Lexan: 6-12" high - 0.118 thick
- Light diffused Lexan: 0.177" thick
- Stainless steel - same gauge as face

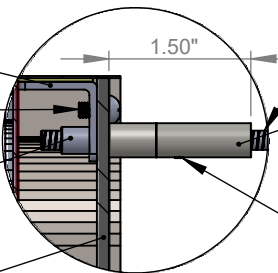
"L" bracket secured with high resistance epoxy to return

Back secured with stainless steel pan-head screw

Threaded stud boss size varies by bracket

Removable clear or light diffused Lexan or stainless steel back.

DETAIL DW II SCALE 1 : 2



Stainless steel Mounting Stud Size varies (see table)

Clear anodized aluminum detachable stud.

Set screw loosened with Allen wrench (wrench included)

Stainless steel "L" bracket (size varies)

INSERT OPTIONS	
Stainless steel	18-20 gauge up to 24" high
	16-18 gauge over 24" to 36" high
Acrylic	3/16" thick - up to 36" high

LETTER SIZE	MIN. DEPTH	STUD	BRACKET
6" to 24"	1.0"	10 - 24	Medium
over 24"	1.75"	1/4 - 20	Large

NOTES:

- Metal back - Pan-head screw slightly recessed.
- Lexan back - 6 - 24" 0.118" thick, over 24" 0.236" thick
- Tie back required (not supplied) on letters > 8" high

MATERIAL OPTIONS

- Standard - 304 prefinished stainless steel
- Optional - 316 prefinished stainless steel (more corrosion resistant)
- 304 prefinished stainless with titanium coating



TITLE:

CUT OUT FACE WITH INSERT - WITH BACK FOR LEDS - DETACHABLE STUD MOUNT

MATERIAL:

STAINLESS STEEL

PRODUCT TYPE:

FABRICATED METAL